












# Phonics

Bonus

**A** Listen, point, and say.









 fan	<b>f</b>	 fox	 van	<b>v</b>	 vet
<b>6</b>	<b>s</b>	 sun	 zap	<b>z</b>	 zip
 red	<b>r</b>	 rug	 log	<b>l</b>	 lip

**B** Look at **A**. Point and say with a partner.



**C** Listen and circle.




1.  r    l	2.  f    v	3.  s    z
4.  l    r	5.  v    f	6.  z    s




# Project

## Tangram Animals


### A Make tangram animals.



1. Color the shapes.




2. Cut out the shapes.



3. Make animals.

### B Listen. Then talk about your animals.



### Home-School Link

Look at your tangrams.  
What are the shapes?  
Talk about your tangrams at home.



★ ★ ★ ★ ★

**Tip**  
Find pictures of animals in your book.