

# 8 The Toy Store

## Lesson 1 Adjectives

A Listen, point, and say.



1



old

2



new

3



big

4



small

5



long

6



short

B Listen and number.



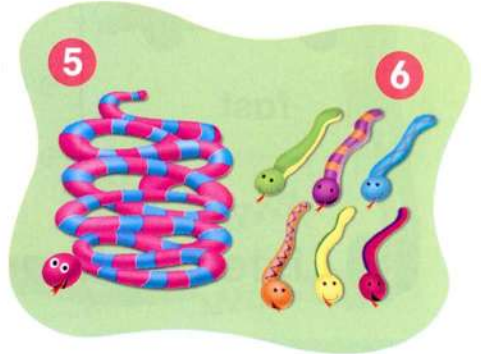
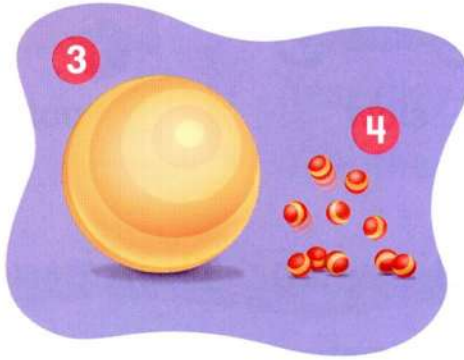


**C Listen and say. Then practice.**



That's an **old bike**.  
Those are **new bikes**.

That's = That is



**D Listen, ask, and answer. Then practice.**



What's that?  
That's an **old doll**.

What are those?  
Those are **new bikes**.

What's = What is  
That's = That is



**E Look at B. Point, ask, and answer.**



Look at **A**.  
What's that? Tell  
your partner.

What's that?

That's an old bear.





## Lesson 2 Adjectives

**A** Listen, point, and say.



1



fast

2



slow

3



noisy

4



quiet

**B** Listen, ask, and answer. Then practice.



Is that a **fast** car?

Yes, it is.


No, it isn't.

isn't = is not  
aren't = are not

Are those **fast** cars?

Yes, they are.

No, they aren't.



**C** Sing.  54



Is that a fast car?

Yes, it is. Yes, it is. Yes, it is.

Is that a fast car?

Yes, it is.

That is a fast car.


Are those slow cars?

No, they aren't.


Are those fast cars?

Yes, they are!

Yes, they are!



**D** Make a car book. Show and tell. 



That's a fast car.

Look at the pictures. How many fast cars?

**E** Look at your car books. Ask and answer. 

Is that a fast car?

Yes, it is.






A Talk about the pictures. Then listen and read.




# Please Be Quiet



Julie.



Julie!



Julie, please be quiet.

OK. I'm sorry.



Thanks, Julie.

Julie?

**Value**  
Be nice.



**B Listen and number.**  56



**C Sing.**  57

**Please Be Quiet**

Please be quiet! Please be quiet! Please be quiet!  
 Please be quiet! Please be quiet! Please be quiet!

Please be quiet!

Please be quiet.  
 OK. I'm sorry.  
 Thanks.

**D Listen and say. Then act.**  58 

Please be quiet.

OK. I'm sorry.

Thanks.

2

3

I can be quiet. Can you?




# Lesson 4 Transportation

Social Studies

A Watch the video.



B Listen, point, and say.



C Listen, ask, and answer. Then practice.

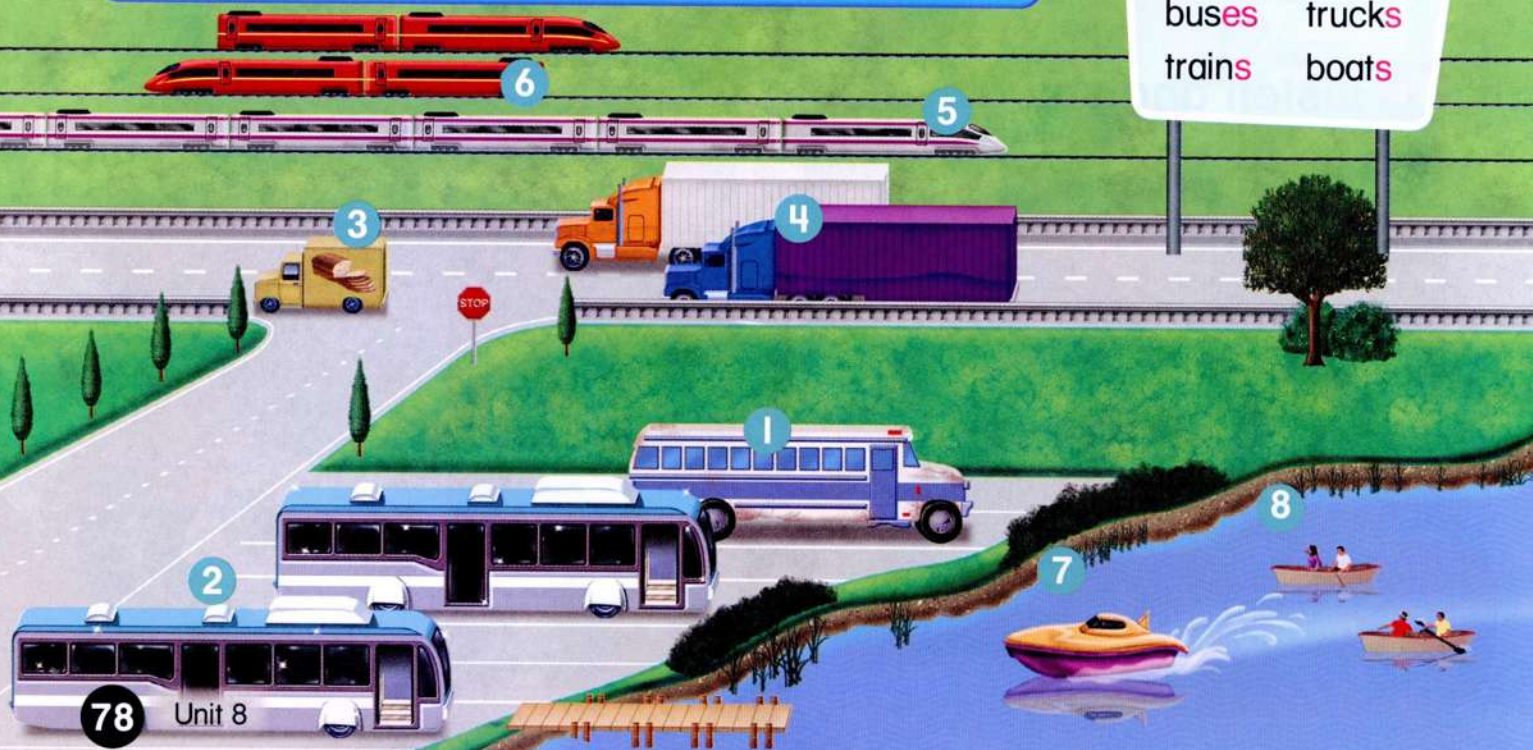


What's this? It's an **old bus**.  
What's that?

What are these? They're **new buses**.  
What are those?





What's = What is  
It's = It is  
They're = They are

buses trucks  
trains boats





**D Circle. Then check.**

		this	that	these	those
 <p>1 bus buses</p>					✓
 <p>2 truck trucks</p>					
 <p>3 trains train</p>					
 <p>4 boats boat</p>					

**E Look at C.**


**Talk with your partner.**



What's this?

It's a fast boat.

**F Look at the poster. Talk about it.**



Watch the video.  
How many trains?

